



WRITTEN SCHEME WRITING FOR DOMESTIC PREMISES

ON-SITE

1 DAY OPEN CLASSROOM

TRAINING OVERVIEW

A written scheme is intended to ensure that the supply of water used within a building or business is safe for use.

It achieves this by using a comprehensive risk assessment, clear communications pathway, and fully prepared risk management approach to the water systems on a site.

The written scheme writing for domestic premises course is designed to give duty holders, responsible persons, and/or competent persons the information they need to be able to produce, design, implement and adjust a written scheme.

COURSE AIMS

This course aims to give course attendees the ability to design, write and implement a written scheme.

DURATION

1-day course classroom based commencing at 10:00 hours, ending at no later than 16:30 hours, with a 30-minute lunch break.

HXT-W28

SOLIHULL

HEMEL

SHEFFIELD

BOOK ONLINE TODAY

Or speak to a member of our sales team



LEARNING OUTCOMES

Develop or reinforce knowledge of:

1 – Preparation for writing the scheme of control.

We discuss the importance of having a risk assessment and a communication pathway in place, agreeing the scope and purpose of the written scheme and have in place plans for action and reaction.

2 – Writing the written scheme of control.

We discuss how to create a written scheme, what’s required, what to consider, what should be included and what shouldn’t.

3 – Reviewing the written scheme of control

We discuss what the data collected by the actions in the written scheme tells us about the effectiveness of our controls, how the data must determine the alterations required to ensure the accuracy and effectiveness of control.

ANTICIPATED BENEFITS OF ATTENDING (FOR THE EMPLOYER)

- It is a requirement by the Management of the Health and Safety at Work Regulations and the Health and Safety at Work Act to have plans and provisions in place to assess and manage risk. Risk assessments often recommends the implementation of a written scheme of Control. This course gives duty holders and responsible persons the ability to design, write and implement the written scheme to enable them to adequately manage the risk as meet with their requirements under law.

ANTICIPATED BENEFITS OF ATTENDING (FOR THE DELEGATE)

- Writing a written scheme (otherwise known as written schemes of control) can be complex task for duty holders and responsible persons but with this course the process should be made clearer and much easier.
- The delegate will a clear and concise plan for designing, writing, and implementing a written scheme.

Training Content to be covered (The learner will)	Assessment Criteria (The learner can)
1. Planning - Discuss the importance of having a risk assessment and a communication pathway in place, agreeing the scope and purpose of the written scheme and have in place plans for action and reaction.	<ul style="list-style-type: none"> • Understand the need for proper planning and implementation of the aforementioned documents and plans.
2. Writing - Discuss how to create a written scheme, what’s required, what to consider, what should be included and what shouldn’t	<ul style="list-style-type: none"> • Write a written scheme, forming actions and assigning responsibilities and timeframes using the information collected during the planning stages.



<p>3. Review - Discuss what the data collected by the actions in the written scheme tells us about the effectiveness of our controls, how the data must determine the alterations required to ensure the accuracy and effectiveness of control.</p>	<p>• Use the collected data from the actions in the plan to confirm the effectiveness of the plan and plan for action and reaction to results.</p>
---	--

WHAT CERTIFICATION WILL YOU ACHIEVE?

Successful delegates will achieve a City & Guilds Accredited certificate in Written Scheme Writing for Domestic Premises. The certificate of competence should be refreshed every 3 years (max) based on if guidance or laws change.

HOW IS THIS COURSE DELIVERED?

Learning will come in a classroom environment in the form of trainer explanation, group discussions, videos, practical classroom exercises and will be broken up with breakout sessions. Assessment of learning will be a multiple choice delivered by paper.

DO YOU NEED TO BRING ANYTHING WITH YOU?

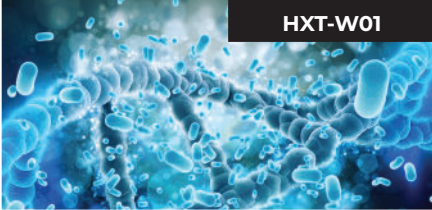
- Photographic ID
- The course trainer will provide everything else for the course
- W02 certificate or similar course certificate



RELATED COURSES

Delegates undertaking this course may also be interested in the following City & Guilds accredited courses:


HXT-W01



ON-SITE **LIVE WEB-CONFERENCE**
OPEN CLASSROOM

LEGIONELLA AWARENESS
1 Day (Open Classroom)
3.5 Hours (Live Web-Conference)

HXT-W02



ON-SITE **LIVE WEB-CONFERENCE**
OPEN CLASSROOM

LEGIONELLA RESPONSIBLE PERSON
1 Day (Open Classroom)
3.5 Hours (Live Web-Conference - pre add-on for W03)


HXT-W05



ON-SITE **LIVE WEB-CONFERENCE**
OPEN CLASSROOM

MANAGEMENT OF WATER SYSTEMS IN HEALTHCARE ESTATES HTM
2 Days (Open Classroom)
6 Hours (Live Web-Conference)


HXT-W12



ON-SITE **LIVE WEB-CONFERENCE**
OPEN CLASSROOM

DISINFECTION OF DOMESTIC SYSTEMS
1 Day (Open Classroom)
3 Hours (Live Web-Conference)


HXT-W13



ON-SITE **LIVE WEB-CONFERENCE**
OPEN CLASSROOM

TMV INSTALLATION, COMMISSIONING & MAINTENANCE FOR HEALTHCARE HTM
1 Day (Open Classroom)
3.5 Hours (Live Web-Conference)

HXT-APW



ON-SITE
OPEN CLASSROOM

AUTHORISED PERSON WATER
5 Days (Open Classroom)